

The Paints in this book are samples from Benjamin Moore Paints. When you are buying paint from a manufacturer other than Benjamin Moore, you should take the sample with you. Most stores that sell paint have the other paint companies paint formulas on file.

They can also match the color with their color eye machine.

Where to buy paint locally:

Paint Brand	Available at	Phone
Benjamin Moore <i>The samples in this book are all Benjamin Moore</i>	Babe's Ace Hardware 450 N Indiana Ave Englewood, FL 34223	(941) 474-7550
	Venice Paint & Wallpaper 1945 Tamiami Trail Venice, FL 34293	(941) 493-0100
Sherwin Williams	Lowe's Home Improvement 1745 Tamiami Trail South Venice, FL 34293	(941) 525-1000
	Sherwin Williams Paint Store 3720 N Access Rd, Englewood, FL 34224	(941) 474-1122
	Sherwin Williams Paint Store 4181 S Tamiami Trail, Venice, FL 34293	(941) 408-9170
Behr, Glidden	Home Depot 2450 Jacaranda Blvd, Venice, FL 34293	(941) 408-9400
Valspar; Pratt & Lambert; Do It Best Paints	Gulf Coast True Value 975 S McCall Rd Englewood, FL 34223	(941) 474-1807
Valspar	Lowe's Home Improvement 1745 Tamiami Trail South Venice, FL 34293	(941) 525-1000

Note: Each of these establishments should be able to color match any sample shown in our TW Colorways Booklet. Call ahead to be sure!



INTRODUCTION



Congratulations on your decision to update your Tangerine Woods home!!! We are certain that one of the things that attracted you to your beautiful community was the overall layout, the curb appeal, and the effort that is so evident in the ongoing maintenance of each individual home.

Colors of houses play an important role in providing a cohesive community look. In keeping with that concept the Tangerine Woods Board of Directors has adopted an approved selection of exterior house colors which are shown on the pages that follow.

If the time has come for you to repaint your home, please select your colors from the approved options*. Each of the main house colors (body color) includes a corresponding trim and accent color.

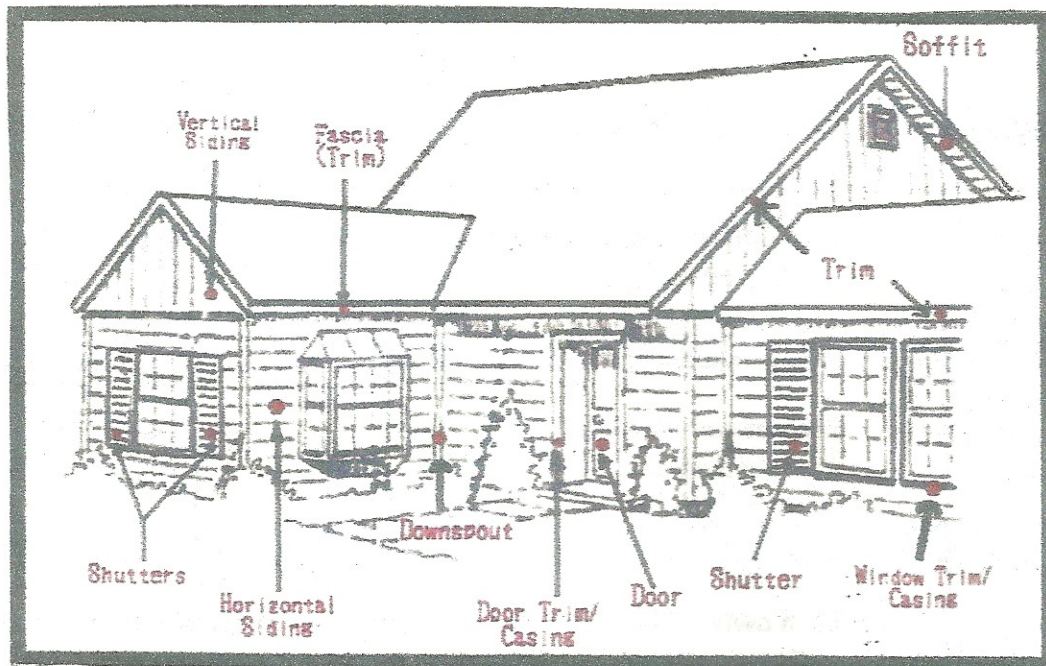
**Please note that these new updated colors are intended to replace all previously approved options from years past. Also, "Grandfathered" colors are those that are currently on your house! If you would simply like to touch up or repaint your entire house the same color, you may, but you will still need to adhere to the required steps that follow on the next few pages.*



**STEPS FOR
PAINTING YOUR TW
HOME!**



<p>Step 1</p>	<p>Visit the TW Office and have the manager look up your property's previous paint history. TW records should show the various colors that have been applied to your house. If the original or current color is undeterminable, you will be required to choose one of the color combinations indicated on the Colorway Pages that follow.</p> <p>If you intend to paint your house <i>...even if it's the same color...</i> you must first indicate your intention to do so by submitting a TW Exterior Work Request form and receiving approval prior to starting. These forms are available at our front office.</p> <p>Why?</p> <ul style="list-style-type: none"> a) Doing this eliminates the possibility that a wrong color gets used; and it saves you the homeowner, time and money. b) Your application ensures that your efforts to maintain your home are documented, and also helps you and our management company keep a record of when you painted and what paint colors were last used.... helpful information, especially for future folks that might purchase your place down the road.
<p>Step 2</p>	<p>Select your paint color combination and submit that info along with selected color chips to the TW Office on your Exterior Request Form. (Please note that sample color chips are available at the office)</p>
<p>Step 3</p>	<p>Once your color scheme has been approved, it's time to purchase your paint! (DO NOT purchase paint before you have approval!)</p>



Definitions:

1) The following items are classified as TRIM

- Fascia Boards
- Soffits
- Gutters
- Downspouts
- Window casings/Moldings
- Door casings/Moldings

If applicable, hurricane or clamshell awnings that partially or fully cover windows.

2) The following items are classified as ACCENTS





- Exterior Doors
- Shutters

3) The body (also called your 'Main Color") is the color that will be used on any horizontal or vertical siding.

Guidelines:


House Part	Notes	Options
Main	Homeowner can choose one approved color for the main body of their home.	
Trim	Each owner can choose ONE of two approved colors	Deep Bronze 62 Brilliant White E01
Accent	Each owner has a choice of as few as 3 or in a couple of colors, as many as 7 accent colors options for each main home color...used ONLY for shutters and exterior doors.	
Lanais, Carports including any Screened areas/ Rooms	All component for carports and lanais, including structural & base frames; base kick plate; downspouts; & screened door(s) need to be one of two colors.	Deep Bronze 62 Brilliant White E01
Carport Ceiling	Carport ceilings must be ordered or painted Brilliant White	Brilliant White E01
Downspouts	Where attached to the main portion of the house, downspouts may be painted the same color as the house, or match the trim.	Deep Bronze 62 Brilliant White E01 Color of the House
Driveway Stains	May be painted one of two colors	Bombay 65-00 Beige Gull Gray 65-50
Lattice	Simulated wood vinyl	Brilliant White E01

White Options




Whites and off-whites are approved with any of the following colors as your "accent" color, and may be used as the "accent" color on any approved whole house color.

Aqua Options



Please note: The larger samples represent the whole house color while the smaller samples represent the "accent" options for that color.

Yellow Options



Please note: The larger samples represent the whole house color while the smaller samples represent the "accent" options for that color

Gray Options

HC-148

Gray Owl

689

2137-60

2137-60

Sea Haze

2137-50

Desert Twilight

2137-40

687

689

2137-60

2137-50

2137-50

2137-40

2137-60


687

Mt. Rainier Gray

2129-60


Please note: The larger samples represent the whole house color while the smaller samples represent the "accent" options for that color.

Green Options



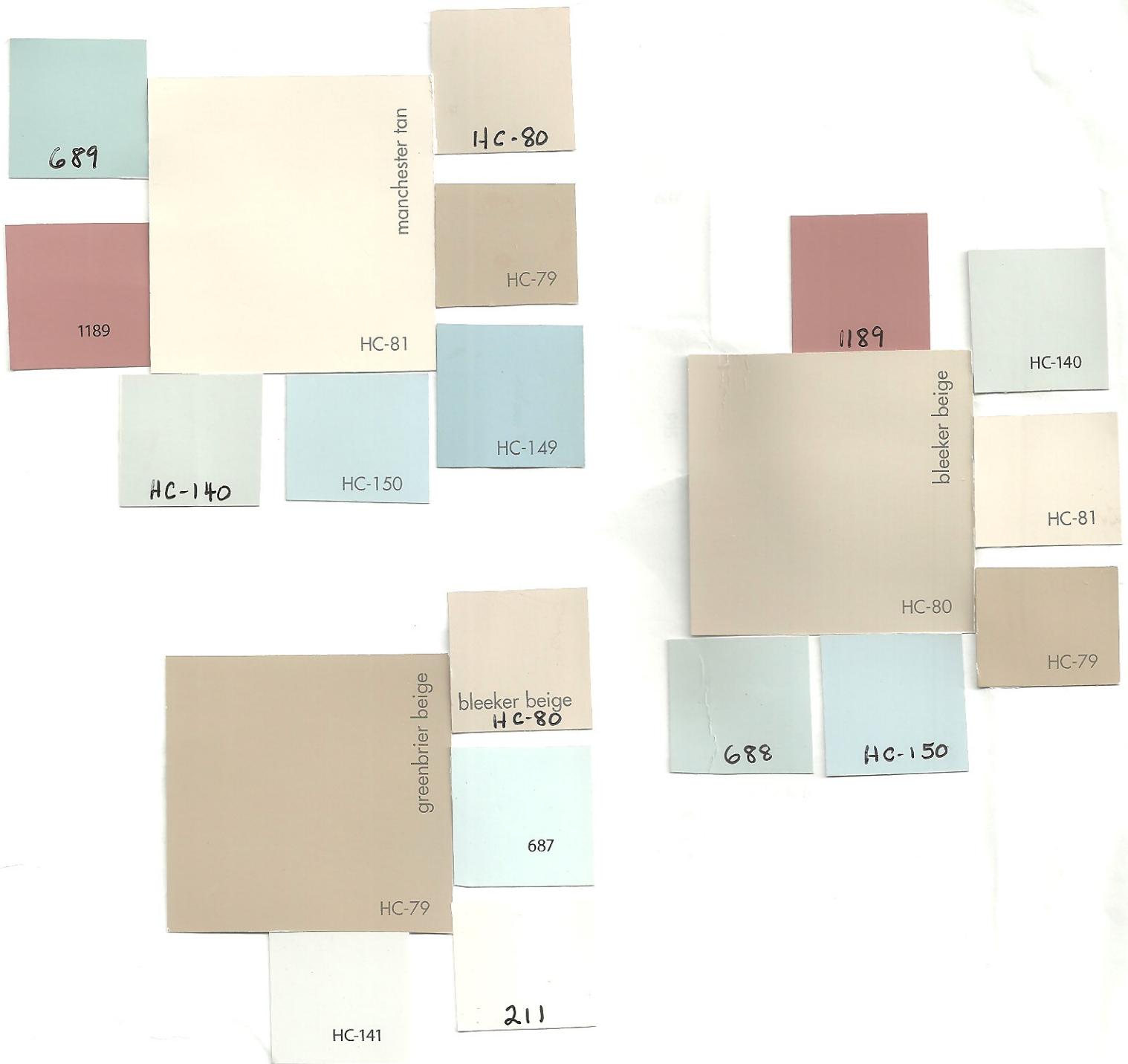
Please note: The larger samples represent the whole house color while the smaller samples represent the "accent" options for that color

Tan/Brown Options




Please note: The larger samples represent the whole house color while the smaller samples represent the "accent" options for that color

Tans/Browns, Con't




Please note: The larger samples represent the whole house color while the smaller samples represent the "accent" options for that color

Blue Options



Please note: The larger samples represent the whole house color while the smaller samples represent the "accent" options for that color

Blues, Con't.



Please note: The larger samples represent the whole house color while the smaller samples represent the "accent" options for that color